



## Grade 1 Weekly Plan

Dec 15-17

### SPECIAL ANNOUNCEMENTS

*Safe Surfing*

#### ***Our Partners in Responsibility***

*To protect your children from privacy violations on the internet, please refer to the following link:*

<https://bit.ly/3zH8fMt>

**Qatar National Day: Tuesday, December 17 students may wear their Qatari traditional attire and bring Qatari foods. Students will be dismissed at 12:15. Please be on time for dismissal.**

**Please check your emails and your child's backpack daily 😊**

Remember to:

Log in to Raz-Kids at home to practice reading.

Log in to IXL at home to practice math and ELA concepts.































**Please access the 'Resources' section of this document and click on the blue links so that your child may practice the relevant skills daily.**

**Behavior Think Sheets:** please make sure to sign and return any behavior think sheets that are sent home with your child the following day to the BC Homeroom Teacher. Please see the form on the think sheet and fill out accordingly. We appreciate you taking the time to read the teacher's comments and support your child with reflecting on their behavior at home. Teacher's will send an email to inform parents if there is a Think Sheet being sent home with your child.

### Assessments

**There will be no BC assessments other than end of term data assessments which are optional per teacher.**

Subject	Learning Objective	Resources
<p><b>Phonics</b></p>	<p>The students will view and practice sound cards.</p> <p>Jolly Phonics sounds focus this week:</p> <p><b>Upcoming:</b> <b>Dec 14- 18: Review</b></p> <p>Read Alouds and Story Maps: Discussing characters, settings, problem and solution</p> <p><a href="#">Sight Word List 3A</a> Spelling Test for Sight Word List 3A: Thursday, Jan 16th</p> <p>Please make sure your child practices spelling and writing the 10 words orally and on paper.*</p>	<p><a href="#">Sound Card Video</a></p> <p><a href="#">Jolly Phonics Book 1</a></p> <p><a href="#">Jolly Phonics Book 2</a></p> <p><a href="#">Story Maps</a></p>
<p><b>Reading</b></p>	<p>Review</p> <p>The students will continue listening to Read Alouds and begin to understand characteristics of a good reader. Students will also use various graphic organizers to show their understanding of story elements.</p> <p>Review week: finish any incomplete read alouds and use storyboard/comic strip template to sequence story:</p> <p>Plus teacher's choice of Read Aloud Letter ID &amp; Letter Sound Assessments PM Assessments</p> <p><b>Vocabulary: "Good Readers", concepts of</b></p>	<p><a href="#">Fiction v. Nonfiction books</a></p> <p><a href="#">RazKids</a></p> <p><a href="#">IXL</a></p>

	<p><b>print, front cover, back cover, spine, words, spaces, sentences, characters, setting, problem,solution, storyboard (comic strip)</b></p>											
<p><b>Writing</b></p>	<p>Review Grammar: Parts of Speech (Nouns, Verbs, Adjectives)</p> <p><b>Ongoing: 5 Star Writing</b></p> <div style="border: 1px solid black; padding: 5px; text-align: center;"> <p><b>5 Star Writing</b></p> <table border="1" style="width: 100%; border-collapse: collapse;"> <tr> <td style="text-align: center; width: 15%;"></td> <td>Capital letter to start my sentence.  I see a dog.</td> </tr> <tr> <td style="text-align: center;"></td> <td>Punctuation to end my sentence. Where is the dog? </td> </tr> <tr> <td style="text-align: center;"></td> <td>Use finger spaces. The dog is brown. </td> </tr> <tr> <td style="text-align: center;"></td> <td>Use neat handwriting &amp; phonemic spelling. </td> </tr> <tr> <td style="text-align: center;"></td> <td>My sentence makes sense. </td> </tr> </table> </div>		Capital letter to start my sentence.  I see a dog.		Punctuation to end my sentence. Where is the dog? 		Use finger spaces. The dog is brown. 		Use neat handwriting & phonemic spelling. 		My sentence makes sense. 	<p><a href="#">Grammar Book</a></p> <p><a href="#">What is a noun?</a></p> <p><a href="#">What is a verb?</a></p> <p><a href="#">What is an adjective?</a></p>
	Capital letter to start my sentence.  I see a dog.											
	Punctuation to end my sentence. Where is the dog? 											
	Use finger spaces. The dog is brown. 											
	Use neat handwriting & phonemic spelling. 											
	My sentence makes sense. 											
<p><b>Math</b></p>	<p><b>This week: Review</b></p> <p><a href="#">Place value</a></p> <p>Students will continue to review: Number Sense <a href="#">How many more &amp; fewer</a> <a href="#">Comparing within 10</a> First, last, and in between <a href="#">Before, after, and in between</a> <a href="#">Ordinal numbers</a></p>	<p><a href="#">Place Value</a></p> <p><a href="#">Patterns</a></p>										
<p><b>Socials/ Science</b></p>	<p>The students will review animal habitats and needs.</p>											